

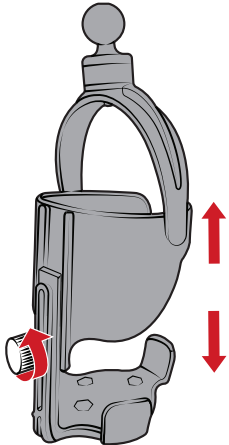


rammount.com
1.800.497.7479
support@rammount.com

RAM® Level Cup™ 32oz Drink Holder

Height Adjustment Settings

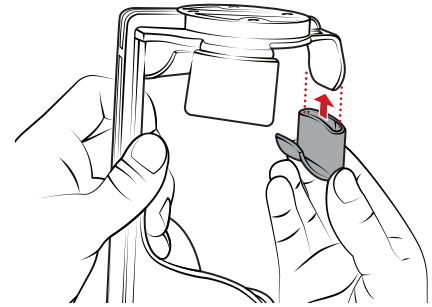
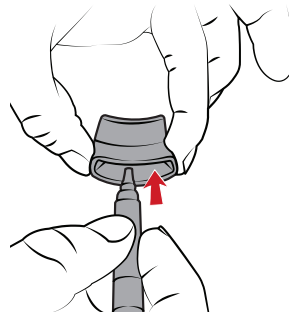
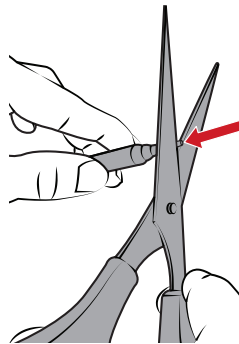
Loosen the knob on the back of the Level Cup XL to adjust the overall height.



Rubber Cap Placement (Optional)

Follow these steps if your cup/bottle tapers towards the bottom, or if your drink feels somewhat loose in the Level Cup XL.
***Important*:** Adhesive solution may be extremely watery. Use caution while handling. Use of gloves and paper towels recommended.

- 1 Cut tip of tube to expose adhesive.
- 2 Apply only a couple drops of adhesive into the cap.
- 3 While holding the Level Cup XL upside down, position the cap over the fin of the Level Cup XL. Repeat for remaining rubber caps. Glue dries immediately.



RPR-INS-417